



Application No.	250310946175	Roll No. (Session 1)	UP43100636	Roll No. (Session 2)	UP03210436	 
Candidate's Name	AVINASH JAISWAL					
Mother's Name	NILAM JAISWAL					
Father's Name	SANJAY JAISWAL					
Category	OBC- NCL (Central List)	Person with Benchmark Disability (PwBD)	NO			
Gender	Male	Date of Birth	29-08-2006			
State of Eligibility	UTTAR PRADESH	Nationality	Indian			

NTA36049017786

4D5C615AFB08DCD0FD59B19C787DF610

NTA Score for Paper 1 (B.E./B.Tech.)			
Subject	Session 1	Session 2	Final (based on best of the Two in 'Total')
Mathematics	67.4106716	94.9999100	67.4106716
Physics	89.7308195	84.4532671	89.7308195
Chemistry	92.5692474	76.6695475	92.5692474
Total	90.8806936	88.6467167	90.8806936
NTA Score (in words)	Ninety point Eight Eight Zero Six Nine Three Six Only		

ALL INDIA RANK (AIR) based on FINAL NTA Score										
Course	CRL	GEN-EWS	OBC-NCL	SC	ST	Person with Benchmark Disability (PwBD)				
						CRL	GEN-EWS	OBC-NCL	SC	ST
B.E./BTech.	135425	---	44793	---	---	---	---	---	---	---

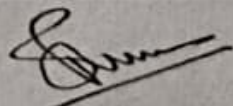
Category-wise Cut-off NTA Score for JEE (Advanced) - 2025 for Paper 1 (B.E/B.Tech)#

Cut-off for Total NTA Score of Paper 1 (B.E/B.Tech.)						
	Common Rank List (CRL)	GEN-EWS (GEN-EWS)	Other Backward Class (OBC-NCL)	Scheduled Caste (SC)	Scheduled Tribe (ST)	PwBD
Category	93.1023262	80.3830119	79.4313582	61.1526933	47.9026465	0.0079349

Remarks : ELIGIBLE

*# candidates eligible for JEE (Advanced)-2025 may register online at <https://jeeadv.nic.in>
For seat allocation in IITs, NITs, IIEST, IIITs, and some GFTIs candidates may register online at <https://josaa.nic.in>, <https://csab.nic.in>

Date : 18.04.2025



Director (NTA)

Note:

1. NTA Scores are normalized scores across multi-session papers and are based on the relative performance of all those who appeared for the examination in one session. The marks obtained are transformed into a scale ranging from 100 to 0 for each session of examinees.
2. The NTA Score indicates the percentage of candidates who have scored EQUAL TO OR BELOW (same or lower raw scores) that particular candidate in that session.
3. The Percentile scores of a Candidate have been calculated as follows:

$$100 \times \frac{\text{Number of candidates who appeared in the 'Session' with a raw score EQUAL TO OR LESS than the candidate}}{\text{The total number of candidates who appeared in the 'Session'}}$$
4. The NTA Score of the Total is NOT an aggregate or average of the NTA Score of individual subjects.
5. NTA scores are not the same as the percentage of marks obtained.