

Cryptography and Network Security

Chapter 2

Fifth Edition
by William Stallings
Lecture slides by Lawrie Brown
(with edits by RHB)

Chapter 2 – Classical Encryption Techniques

- *"I am fairly familiar with all the forms of secret writings, and am myself the author of a trifling monograph upon the subject, in which I analyze one hundred and sixty separate ciphers," said Holmes.*
—*The Adventure of the Dancing Men*, Sir Arthur Conan Doyle

Outline

- We will consider:
 - classical cipher techniques and terminology
 - monoalphabetic substitution ciphers
 - cryptanalysis using letter frequencies
 - Playfair cipher
 - polyalphabetic ciphers
 - transposition ciphers
 - product ciphers and rotor machines
 - steganography

Symmetric Encryption

- or conventional / private-key / single-key
- sender and recipient share a common key
- all classical encryption algorithms are private-key
- was only type prior to invention of public-key in 1970's
- and by far most widely used

Some Basic Terminology

- **plaintext** - original message
- **ciphertext** - coded message
- **cipher** - algorithm for transforming plaintext to ciphertext
- **key** - info used in cipher known only to sender/receiver
- **encrypter (encrypt)** - converting plaintext to ciphertext
- **decipher (decrypt)** - recovering ciphertext from plaintext
- **cryptography** - study of encryption principles/methods
- **cryptanalysis (codebreaking)** - study of principles/methods of deciphering ciphertext *without* knowing key
- **cryptology** - field of both cryptography and cryptanalysis

Symmetric Cipher Model

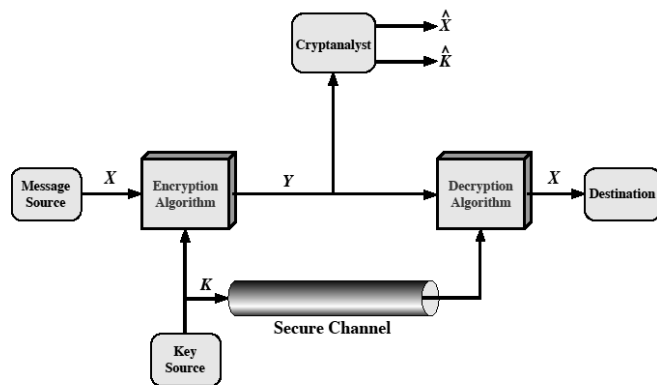
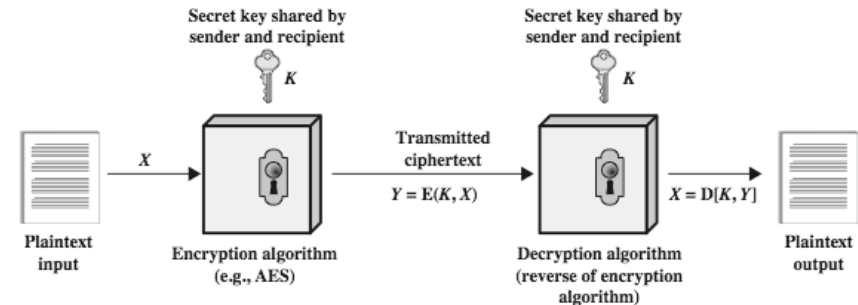


Figure 2.2 Model of Symmetric Cryptosystem

Requirements

- two requirements for secure use of symmetric encryption:
 - a strong encryption algorithm
 - a secret key known only to sender / receiver
- mathematically have:
 - $Y = E(K, X)$
 - $X = D(K, Y)$
- assume encryption algorithm is known
- implies a secure channel to distribute key

Cryptography

- can characterize cryptographic system by:
 - type of encryption operations used
 - substitution
 - transposition
 - product
 - number of keys used
 - single-key or private
 - two-key or public
 - way in which plaintext is processed
 - block
 - stream

Cryptanalytic Attacks

- **ciphertext only**
 - only know algorithm & ciphertext, is statistical, must know or be able to identify plaintext
- **known plaintext**
 - attacker knows/suspects plaintext & ciphertext
- **chosen plaintext**
 - attacker selects plaintext and gets ciphertext
- **chosen ciphertext**
 - attacker selects ciphertext and gets plaintext
- **chosen text**
 - attacker selects plaintext or ciphertext to en/decrypt

Cryptanalysis

- objective to recover key not just message
- general approaches:
 - cryptanalytic attack
 - brute-force attack
- if either succeed all key use compromised

More Definitions

- **unconditional security**
 - no matter how much computer power or time is available, the cipher cannot be broken ... since the ciphertext provides *insufficient information* to uniquely determine the corresponding plaintext
- **computational security**
 - given limited computing resources (eg. time needed for calculations is greater than age of universe), the cipher cannot be broken

Brute Force Search

- always possible to simply try every key
- most basic attack, proportional to key size
- assume able to know / recognise plaintext

Key size (bits)	Cipher	Number of Alternative Keys	Time Required at 10^9 decryptions/s	Time Required at 10^{13} decryptions/s
56	DES	$2^{56} \approx 7.2 \times 10^{16}$	2^{55} ns = 1.125 years	1 hour
128	AES	$2^{128} \approx 3.4 \times 10^{38}$	2^{127} ns = 5.3×10^{21} years	5.3×10^{17} years
168	Triple DES	$2^{168} \approx 3.7 \times 10^{50}$	2^{167} ns = 5.8×10^{33} years	5.8×10^{29} years
192	AES	$2^{192} \approx 6.3 \times 10^{57}$	2^{191} ns = 9.8×10^{40} years	9.8×10^{36} years
256	AES	$2^{256} \approx 1.2 \times 10^{77}$	2^{255} ns = 1.8×10^{60} years	1.8×10^{56} years
26 characters (permutation)	Monoalphabetic	$26! \approx 4 \times 10^{26}$	$2^7 \cdot 10^{26}$ ns = 6.3×10^9 years	6.3×10^6 years

Caesar Cipher

- earliest known substitution cipher
- by Julius Caesar
- first attested use in military affairs
- replaces each letter by 3rd letter on
- example:
meet me after the toga party
PHHW PH DIWHU WKH WRJD SDUWB

Classical Substitution Ciphers

- letters of plaintext are replaced by other letters or by numbers or symbols
- or
- plaintext is viewed as a sequence of bits, and substitution involves replacing plaintext bit patterns with ciphertext bit patterns

Caesar Cipher

- can define transformation as:
a b c d e f g h i j k l m n o p q r s t u v w x y z
D E F G H I J K L M N O P Q R S T U V W X Y Z A B C
- mathematically give each letter a number
a b c d e f g h i j k l m n o p q r s t u v w x y z
0 1 2 3 4 5 6 7 8 9 10 11 12 13 14 15 16 17 18 19 20 21 22 23 24 25
- then have Caesar cipher as:
 $c = E(k, p) = (p + k) \bmod 26$
 $p = D(k, c) = (c - k) \bmod 26$

Cryptanalysis of Caesar Cipher

- only have 26 possible ciphers
 - A maps to A, B . . . Z
- could simply try each in turn
- a **brute force search**
- given ciphertext, just try all shifts of letters
- do need to recognize when have plaintext
- eg. break ciphertext "GCUA VQ DTGCM"

KEY	PHHW	PH	DIWHU	WKH	WRJD	SDUWB
1	oggv	og	chvgt	vjg	vqic	rcтва
2	nffu	nf	bgufs	uif	uphb	qbsuz
3	meet	me	after	the	toga	party
4	ldds	ld	zesdq	sgd	snfz	ozqsx
5	kccr	kc	ydrop	rfo	rmev	nyprw
6	jbbq	jb	xqbo	qeb	qldx	mxoqv
7	iaap	ia	wbpan	pda	pkcw	lwmpu
8	hzzo	hz	vaozm	ooz	objv	kvmot
9	gyyn	gy	uznvl	nby	niau	julns
10	foam	fx	tymck	max	mhzt	itkmr
11	ewwl	ew	sxlwj	lzw	lgys	hsjlg
12	dvvk	dv	rwkvi	kyv	kfxr	grikp
13	cuuj	cu	qvjuh	jxu	jewq	fqhjo
14	btti	bt	puitg	iwt	idvp	epgin
15	assh	as	othsf	hvs	hcou	dofhm
16	zrrg	zr	nsgre	gur	gbtn	onegl
17	yqqf	yq	mrfqd	ftq	fasm	bmdfk
18	xppe	xp	lqepc	esp	ezrl	alcej
19	wood	wo	kpdob	dro	dyqk	zkddi
20	vnnc	vn	jocna	cqn	cxpj	yjach
21	ummb	um	inbmz	bpm	bwoi	xizbg
22	tlla	tl	hmaly	aol	avnh	whyaf
23	skkz	sk	glzkc	znk	zung	vgzxe
24	rjyy	rj	fkyjw	ymj	ytlf	ufwyd
25	qiix	qi	ejxiv	xli	xske	tevxk

Figure 2.3 Brute-Force Cryptanalysis of Caesar Cipher

Monoalphabetic Cipher

- rather than just shifting the alphabet
- could shuffle (jumble) the letters arbitrarily
- each plaintext letter maps to a different random ciphertext letter
- hence key is 26 letters long

Plain: abcdefghijklmnopqrstuvwxyz
Cipher: DKVQFIBJWPESCXHTMYAUOLRGZN

Plaintext: ifwewishtoreplaceletters
Ciphertext: WIRFRWAJUHYFTSDVFSFUUFYA

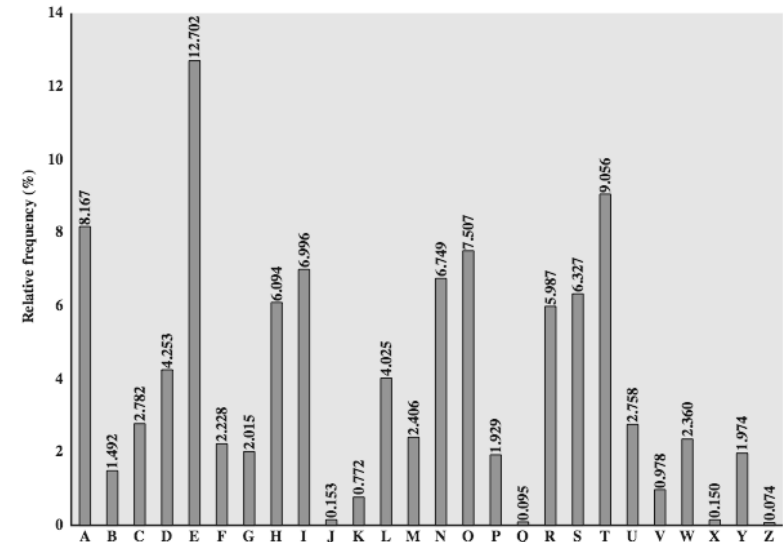
Monoalphabetic Cipher Security

- now have a total of $26! = 4 \times 10^{26}$ keys
- with so many keys, might think is secure
- but would be **!!!WRONG!!!**
- problem is language characteristics

Language Redundancy and Cryptanalysis

- human languages are **redundant**
- eg "th lrd s m shphrd shll nt wnt"
- letters are not equally commonly used
- in English E is by far the most common letter
 - followed by T, R, N, I, O, A, S
- other letters like Z, J, K, Q, X are fairly rare
- have tables of single, double and triple letter frequencies for various languages

English Letter Frequencies



Use in Cryptanalysis

- key concept - monoalphabetic substitution ciphers do not change relative letter frequencies
- discovered by Arabian scientists in 9th century
- calculate letter frequencies for ciphertext
- compare counts/plots against known values
- if caesar cipher look for common peaks/troughs
 - peaks at: A-E-I triple, NO pair, RST triple
 - troughs at: JK, X-Z
- for monoalphabetic must identify each letter
 - tables of common double/triple letters help

Example Cryptanalysis

- given ciphertext:
 UZQSOVUOHXMOPVGPOZPEVSGZWSZOPFPESXUDBMETSXAIZ
 VUEPHZHMDZSHZOWSFPAPPDTSVPPQUZWYMXUZHUSX
 EPYEPOPDZSZUFPOMBZWPFUPZHMDJUDTMOHMQ
- count relative letter frequencies (see text)
- guess P and Z are e and t
- guess ZW is th and hence ZWP is the
- proceeding with trial and error finally get:
 it was disclosed yesterday that several informal but
 direct contacts have been made with political
 representatives of the viet cong in moscow

Playfair Cipher

- not even the large number of keys in a monoalphabetic cipher provides security
- one approach to improving security was to encrypt multiple letters
- the **Playfair Cipher** is an example
- invented by Charles Wheatstone in 1854, but named after his friend Baron Playfair

Playfair Key Matrix

- a 5X5 matrix of letters based on a keyword
- fill in letters of keyword (no duplicates)
- fill rest of matrix with other letters
- eg. using the keyword MONARCHY

M	O	N	A	R
C	H	Y	B	D
E	F	G	I/J	K
L	P	Q	S	T
U	V	W	X	Z

Encrypting and Decrypting

- plaintext is encrypted two letters at a time
 1. if a pair is a repeated letter, insert filler like 'x'
 2. if both letters fall in the same row, replace each with letter to right (wrapping back to start from end)
 3. if both letters fall in the same column, replace each with the letter below it (wrapping to top from bottom)
 4. otherwise each letter is replaced by the letter in the same row and in the column of the other letter of the pair

Security of Playfair Cipher

- security much improved over monoalphabetic
- since have $26 \times 26 = 676$ digrams
- would need a 676 entry frequency table to analyse (verses 26 for a monoalphabetic)
- and correspondingly more ciphertext
- was widely used for many years
 - eg. by US & British military in WW1
- it **can** be broken, given a few hundred letters
- since still has much of plaintext structure

Polyalphabetic Ciphers

- **polyalphabetic substitution ciphers**
- improve security using multiple cipher alphabets
- make cryptanalysis harder with more alphabets to guess and flatter frequency distribution
- use a key to select which alphabet is used for each letter of the message
- use each alphabet in turn
- repeat from start after end of key is reached

Vigenère Cipher

- simplest polyalphabetic substitution cipher
- effectively multiple caesar ciphers
- key is many letters long $K = k_1 k_2 \dots k_d$
- i^{th} letter specifies i^{th} alphabet to use
- use each alphabet in turn
- repeat from start after d letters in message
- decryption simply works in reverse

Example of Vigenère Cipher

- write the plaintext out
- write the keyword repeated above it
- use each key letter as a caesar cipher key
- encrypt the corresponding plaintext letter
- eg. using keyword `deceptive`
key: deceptivedeceptivedeceptive
plaintext: wearediscoveredsaveyourself
ciphertext: ZICVTWQNGRZGVTWAVZHCQYGLMGJ

Aids to Vigenère Encryption

- simple aids can assist with en/decryption
- a **Saint-Cyr Slide** is a simple manual aid
 - a slide with repeated alphabet
 - line up plaintext 'A' with key letter, eg 'C'
 - then read off any mapping for key letter
- can bend round into a **cipher disk**
- or expand into a **Vigenère Tableau**

Table 2.3 The Modern Vigenère Tableau

		Plaintext																									
		a	b	c	d	e	f	g	h	i	j	k	l	m	n	o	p	q	r	s	t	u	v	w	x	y	z
Key	a	A	B	C	D	E	F	G	H	I	J	K	L	M	N	O	P	Q	R	S	T	U	V	W	X	Y	Z
	b	B	C	D	E	F	G	H	I	J	K	L	M	N	O	P	Q	R	S	T	U	V	W	X	Y	Z	A
	c	C	D	E	F	G	H	I	J	K	L	M	N	O	P	Q	R	S	T	U	V	W	X	Y	Z	A	B
	d	D	E	F	G	H	I	J	K	L	M	N	O	P	Q	R	S	T	U	V	W	X	Y	Z	A	B	C
	e	E	F	G	H	I	J	K	L	M	N	O	P	Q	R	S	T	U	V	W	X	Y	Z	A	B	C	D
	f	F	G	H	I	J	K	L	M	N	O	P	Q	R	S	T	U	V	W	X	Y	Z	A	B	C	D	E
	g	G	H	I	J	K	L	M	N	O	P	Q	R	S	T	U	V	W	X	Y	Z	A	B	C	D	E	F
	h	H	I	J	K	L	M	N	O	P	Q	R	S	T	U	V	W	X	Y	Z	A	B	C	D	E	F	G
	i	I	J	K	L	M	N	O	P	Q	R	S	T	U	V	W	X	Y	Z	A	B	C	D	E	F	G	H
	j	J	K	L	M	N	O	P	Q	R	S	T	U	V	W	X	Y	Z	A	B	C	D	E	F	G	H	I
	k	K	L	M	N	O	P	Q	R	S	T	U	V	W	X	Y	Z	A	B	C	D	E	F	G	H	I	J
	l	L	M	N	O	P	Q	R	S	T	U	V	W	X	Y	Z	A	B	C	D	E	F	G	H	I	J	K
	m	M	N	O	P	Q	R	S	T	U	V	W	X	Y	Z	A	B	C	D	E	F	G	H	I	J	K	L
	n	N	O	P	Q	R	S	T	U	V	W	X	Y	Z	A	B	C	D	E	F	G	H	I	J	K	L	M
	o	O	P	Q	R	S	T	U	V	W	X	Y	Z	A	B	C	D	E	F	G	H	I	J	K	L	M	N
	p	P	Q	R	S	T	U	V	W	X	Y	Z	A	B	C	D	E	F	G	H	I	J	K	L	M	N	O
	q	Q	R	S	T	U	V	W	X	Y	Z	A	B	C	D	E	F	G	H	I	J	K	L	M	N	O	P
	r	R	S	T	U	V	W	X	Y	Z	A	B	C	D	E	F	G	H	I	J	K	L	M	N	O	P	Q
	s	S	T	U	V	W	X	Y	Z	A	B	C	D	E	F	G	H	I	J	K	L	M	N	O	P	Q	R
	t	T	U	V	W	X	Y	Z	A	B	C	D	E	F	G	H	I	J	K	L	M	N	O	P	Q	R	S
	u	U	V	W	X	Y	Z	A	B	C	D	E	F	G	H	I	J	K	L	M	N	O	P	Q	R	S	T
	v	V	W	X	Y	Z	A	B	C	D	E	F	G	H	I	J	K	L	M	N	O	P	Q	R	S	T	U
	w	W	X	Y	Z	A	B	C	D	E	F	G	H	I	J	K	L	M	N	O	P	Q	R	S	T	U	V
	x	X	Y	Z	A	B	C	D	E	F	G	H	I	J	K	L	M	N	O	P	Q	R	S	T	U	V	W
	y	Y	Z	A	B	C	D	E	F	G	H	I	J	K	L	M	N	O	P	Q	R	S	T	U	V	W	X
	z	Z	A	B	C	D	E	F	G	H	I	J	K	L	M	N	O	P	Q	R	S	T	U	V	W	X	Y

Security of Vigenère Ciphers

- have multiple ciphertext letters for each plaintext letter
- hence letter frequencies are obscured
- but not totally lost

Attacking Vigenère Ciphers

- start with letter frequencies
 - see if they look monoalphabetic or not
- if not, then need to determine number of alphabets
- then can attack each in turn

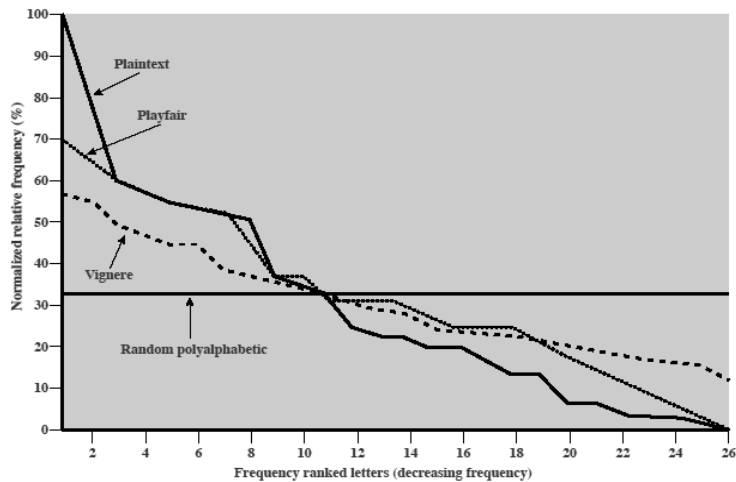


Figure 2.6 Relative Frequency of Occurrence of Letters

Kasiski Method

- method developed by Babbage / Kasiski
- repetitions in ciphertext give clues to period
- so find same plaintext an exact period apart
- which results in the same ciphertext
- of course, could also be random fluke
- eg repeated “VTW” in previous example
- key: deceptivedeceptivedeceptive
- plaintext: wearediscoveredsaveyourself
- ciphertext: ZICVTWQNGRZGVTWAVZHCQYGLMGJ
- suggests size of 3 or 9
- then attack each monoalphabetic cipher individually using same techniques as before

Vernam Cipher

- ultimate defense is to use a key as long as the plaintext
- with no statistical relationship to it
- invented by AT&T engineer Gilbert Vernam in 1918
- originally proposed using a very long but eventually repeating key

Autokey Cipher

- ideally want a key as long as the message
- Vigenère proposed the **autokey** cipher
- with keyword is prefixed to message as key
- knowing keyword can recover the first few letters
- use these in turn on the rest of the message
- eg. given key *deceptive*
- key: deceptivewearediscoveredsav
- plaintext: wearediscoveredsaveyourself
- ciphertext: ZICVTWQNGKZEIIGASXSTSLVVWLA
- but can still attack frequency characteristics ...

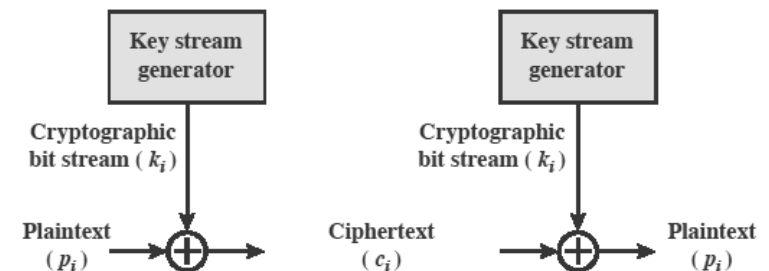


Figure 2.7 Vernam Cipher

One-Time Pad

- if a truly random key equally as long as the message is used, the cipher will be secure
- called a One-Time pad
- is unbreakable since ciphertext bears no statistical relationship to the plaintext
- since for **any plaintext** and **any ciphertext** there exists a key mapping one to other
- can only use the key **once** though
- problems in generation & safe distribution of key

Rail Fence cipher

- write message letters out diagonally over a number of rows
- then read off cipher row by row
- eg. message: meetmeafterthetogaparty
- then write message out as:

```
m e m a t r h t g p r y  
e t e f e t e o a a t
```

- giving ciphertext

```
MEMATRHTGPRYETEFETEOAAT
```

Transposition Ciphers

- now consider classical **transposition** or **permutation** ciphers
- these hide the message by rearranging the letter order
- without altering the actual letters used
- can recognise these since have the same frequency distribution as the original text

Row Transposition Ciphers

- a more complex transposition
- write letters of message out in rows over a specified number of columns
- then reorder the columns according to some key before reading off the cols

Key...plaintext column readout order: 3421567

Plaintext: a t t a c k p

o s t p o n e

d u n t i l t

w o a m x y z

Ciphertext: TTNAAPTMTSUOAODWCOIXKNLYPETZ


Product Ciphers

- ciphers using substitutions or transpositions are not secure because of language characteristics
- hence consider using several ciphers in succession to make harder, but:
 - two substitutions make a more complex substitution
 - two transpositions make more complex transposition
 - but a substitution followed by a transposition makes a new much harder cipher
- this is bridge from classical to modern ciphers

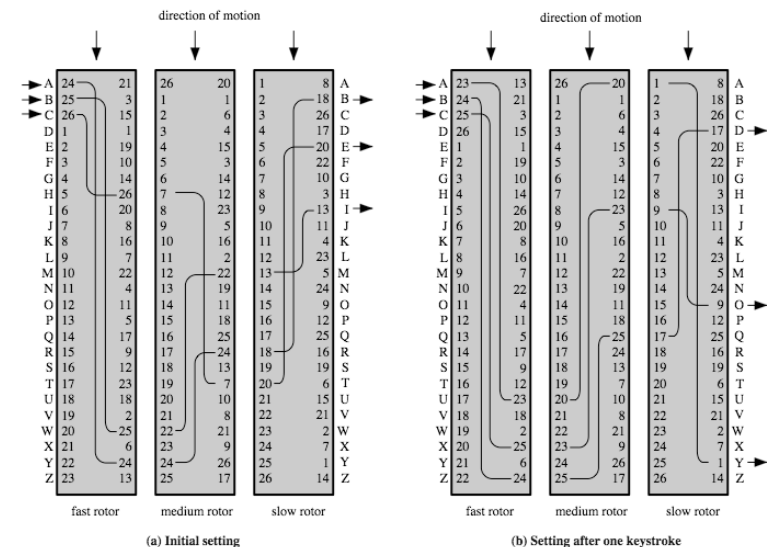
Rotor Machines

- before modern ciphers, rotor machines were most common complex ciphers in use
- widely used in WW2
 - German Enigma, Allied Hagelin, Japanese Purple
- implemented a very complex, varying substitution cipher
- used a series of cylinders, each giving one substitution, which rotated and changed after each letter was encrypted
- with 3 cylinders have $26^3=17576$ alphabets

Hagelin Rotor Machine



Rotor Machine Principles



Steganography

- an alternative to encryption
- hides existence of message
 - using only a subset of letters/words in a longer message marked in some way
 - using invisible ink
 - hiding in LSB in graphic image or sound file
- has drawbacks
 - high overhead to hide relatively few info bits
- advantage is can obscure encryption use